



**STRICT QUALITY CONTROL,  
SUPER LONG LIFE**

**ELB ENERGY GROUP (SHENZHEN)LIMITED**

Website:<https://www.ecolithiumbattery.com/>

Tel:(86)755-45963729

Mobile: +86 17746563763

Email: [Info@ecolithiumbattery.com](mailto:Info@ecolithiumbattery.com)

Address: Lianhua industrial Zone, Huasheng Road, Dalang street, Longhua District, Shenzhen, China

**ELB**

**ENERGY STORAGE BATTERY**



Eco

Friendly

Material



Super

Long

Cycle life



Fast

Charge

Avaliablen



Highest

Safety

Chemistry



Super

Light

Weight



High

Energy

Density



To extremely improve battery performance, ELB adopted precise design and advanced manufacturing techniques to create perfect electric core, and launched a number of advanced electric core products that meet the requirements of different customers for high energy density, high power density, quick charging performance, long cycle, high and low temperature performance and high safety performance. The solutions of Back-up system for office computer, data center, load and other equipments of business building, bank, hospital, school, railway station, airport, telecom..

### CERTIFICATION THAT ELB GOT



ISO9001



ISO14001



ISO18001



IEC62133



UL1642



MSDS



CE



UN38.3

## ELB

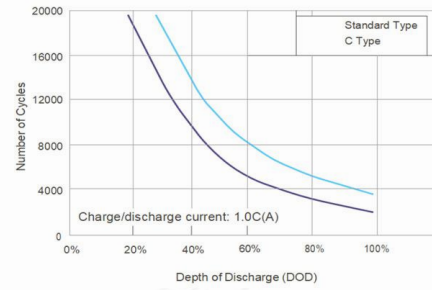
### TECHNICAL DATA



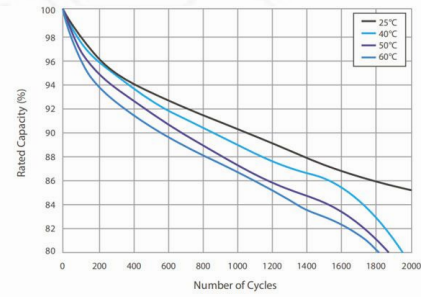
Model	ELB-ES4850	ELB-ES48100	ELB-ES48200	ELB-ES48300	ELB-ES48600
<b>General characteristic</b>					
Norminal Voltage	51.2V	51.2V	51.2V	51.2V	51.2V
Norminal capacity	50Ah	100Ah	200Ah	300Ah	600Ah
Norminal energy	2560WH	5120WH	10240WH	15360WH	30720WH
Dimension(L*W*H, MM)	483×400×133	483×459×175	483×459×175*2	483×459×175*3	483×459×175*6
Approx.weight	31.5kG	49kG	49kG*2	49kG*3	49kG*6
<b>Electrical characteristics</b>					
End of charge voltage	58.4V				
End of discharge voltage	40V				
Standard charge current	25A	50A	100A	150A	300A
Standard discharge current	25A	50A	100A	150A	300A
Max discharge current	50A	100A	200A	300A	600A
Operating temperature (charge)	0°C ~ 55°C				
Operating temperature (discharge)	-20°C ~ 60°C				
Storage temperature	-20°C ~ 55°C				
Cycle lfe	>4000 times(25°C@80%DOD,0.2C)				
Additional	Down the detail datasheet and use manual from official website: <a href="https://www.ecolithiumbattery.com/resources/">https://www.ecolithiumbattery.com/resources/</a>				

# PERFORMANCE CHARACTERISTICS

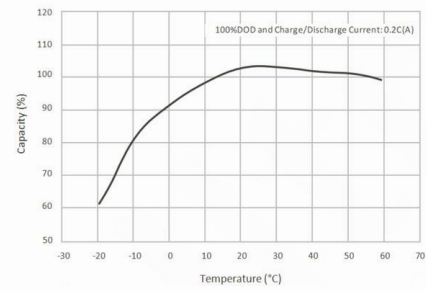
\* DATA REP.-ELB-ES48100



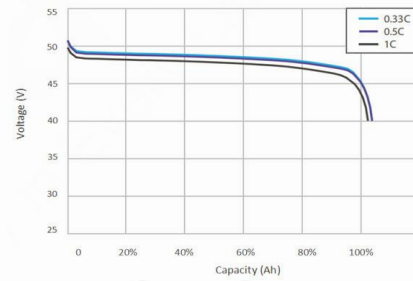
DOD in Relation to Cycle Life (25°C)



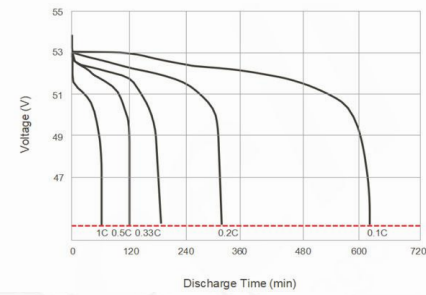
100% DOD Cycle Curves at Different Temperatures



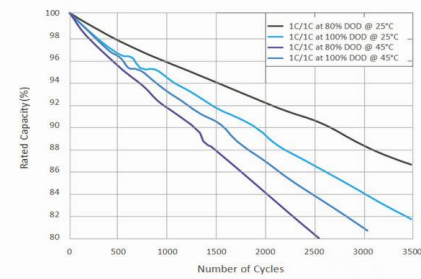
Temperature Effect in Relation to Battery Capacity



Discharge Capacity in Relation to Discharge Rate



Discharge Time in Relation to Discharge Rate (25°C)



1C Cycle Curves at Different DOD&Temperatures

# ELB